

CrystEngComm

A journal at the forefront of the design and understanding of solid-state and crystalline materials

rsc.li/crystengcomm

The Royal Society of Chemistry is the world's leading chemistry community. Through our high impact journals and publications we connect the world with the chemical sciences and invest the profits back into the chemistry community.

IN THIS ISSUE

ISSN 1466-8033 CODEN CRECF4 22(41) 6741-6948 (2020)



Cover

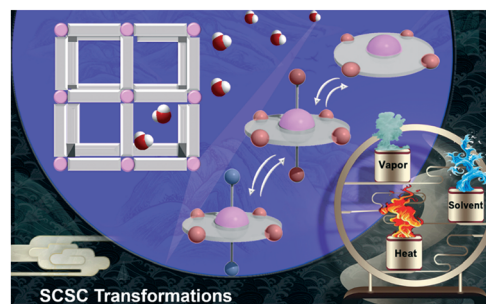
See John D. Wallis *et al.*, pp. 6783–6795.
Image reproduced by permission of John D. Wallis from *CrystEngComm*, 2020, 22, 6783.

HIGHLIGHT

6750

The effect of coordinated solvent molecules on metal coordination environments in single-crystal-to-single-crystal transformations

Quan-Quan Li, Hua Liu, Ting-Ting Zheng, Ping Liu,* Jin-Xi Song* and Yao-Yu Wang

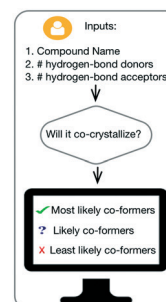


COMMUNICATIONS

6776

A user-friendly application for predicting the outcome of co-crystallizations

Nandini Sarkar, Joydeep Mitra, Molly Vittengl, Lexi Berndt and Christer B. Aakeröy*



Editorial Staff

Editor

Andrew Shore

Deputy Editor

Mike Andrews

Development Editor

Michelle Canning

Editorial Production Manager

Susannah Davies

Publishing Editors

Paige Boxhall, Debora Giovanelli, Helen Lunn, Hayley Russell

Editorial Assistant

Daphne Houston

Publishing Assistant

Huw Hedges

Publisher

Jeanne Andres

For queries about submitted articles please contact Susannah Davies, Editorial Production Manager in the first instance.

E-mail crystengcomm@rsc.org

For pre-submission queries please contact

Andrew Shore, Editor.

Email crystengcomm-rsc@rsc.org

CrystEngComm (electronic: ISSN 1466-8033) is published 48 times a year by the Royal Society of Chemistry, Thomas Graham House, Science Park, Milton Road, Cambridge, UK CB4 0WF.

All orders, with cheques made payable to the Royal Society of Chemistry, should be sent to the Royal Society of Chemistry Order Department, Royal Society of Chemistry, Thomas Graham House, Science Park, Milton Road, Cambridge, CB4 0WF, UK

Tel +44 (0)1223 432398; E-mail orders@rsc.org

2020 Annual (electronic) subscription price: £1248; US\$1853.

Customers in Canada will be subject to a surcharge to cover GST. Customers in the EU subscribing to the electronic version only will be charged VAT.

If you take an institutional subscription to any Royal Society of Chemistry journal you are entitled to free, site-wide web access to that journal. You can arrange access via Internet Protocol (IP) address at www.rsc.org/ip

Customers should make payments by cheque in sterling payable on a UK clearing bank or in US dollars payable on a US clearing bank.

Whilst this material has been produced with all due care, the Royal Society of Chemistry cannot be held responsible or liable for its accuracy and completeness, nor for any consequences arising from any errors or the use of the information contained in this publication. The publication of advertisements does not constitute any endorsement by the Royal Society of Chemistry or Authors of any products advertised. The views and opinions advanced by contributors do not necessarily reflect those of the Royal Society of Chemistry which shall not be liable for any resulting loss or damage arising as a result of reliance upon this material. The Royal Society of Chemistry is a charity, registered in England and Wales, Number 207890, and a company incorporated in England by Royal Charter (Registered No. RC000524), registered office: Burlington House, Piccadilly, London W1J 0BA, UK, Telephone: +44 (0) 207 4378 6556.

Advertisement sales:

Tel +44 (0) 1223 432246; Fax +44 (0) 1223 426017;

E-mail advertising@rsc.org

For marketing opportunities relating to this journal,

contact marketing@rsc.org

CrystEngComm

A journal at the forefront of the design and understanding of solid-state and crystalline materials

rsc.li/crystengcomm

CrystEngComm is the forum for the design and understanding of crystalline materials. We welcome studies on the investigation of molecular behaviour within crystals, control of nucleation and crystal growth, engineering of crystal structures, and construction of crystalline materials with tuneable properties and functions.

Editorial Board

Chair

Pierangelo Metrangolo, Politecnico di Milano, Italy

Associate Editors

Susan Bourne, University of Cape Town, South Africa
Christian Doonan, The University of Adelaide, Australia
Kwangyeol Lee, Korea University, South Korea
C. Malla Reddy, IISER Kolkata, India
Dongfeng Xue, Shandong University, China

Elena Boldyreva, Novosibirsk State University, Russia
Aurora Cruz-Cabeza, University of Manchester, UK
Omar Farha, Northwestern University, USA
Tong-Bu Lu, Tianjin University of Technology, China
Susan M. Reutzel-Edens, Eli Lilly and Company, USA

Members

Advisory Board

Leonard Barbour, University of Stellenbosch, South Africa
Josef Breu, Universitat Bayreuth, Germany
Paola Ceroni, University of Bologna, Italy
Jack Clegg, University of Queensland, Australia
Xiao-Ming Chen, Sun Yat-Sen University, China
L.eroy Cronin, University of Glasgow, UK
Miao Du, Tianjin Normal University, China
Georg Garnweitner, TU Braunschweig, Germany
T. N. Guru Row, Indian Institute of Science, Bangalore
Christoph Janiak, University of Dusseldorf,

Germany
Bart Kahr, University of Washington, USA
Andrzej Katrusiak, Adam Mickiewicz University, Poland
Leonard MacGillivray, University of Iowa, USA
Ashwini Nangia, University of Hyderabad, India
Pance Naumov, NYU Abu Dhabi, Abu Dhabi
Keiichiro Ogawa, University of Tokyo, Japan
Lars Öhrström, Chalmers University of Technology, Sweden
Hiroki Oshio, University of Tsukuba, Japan
Simon Parsons, University of Edinburgh, UK

Concepcio Rovira, Institut de Ciència de Materials de Barcelona, Spain
George Shimizu, University of Calgary, Canada
Wei-Yin Sun, Nanjing University, China
Masaki Takata, University of Tokyo, Japan
Praveen Thallapally, Pacific Northwest National Laboratory, USA
Piero Ugliengo, Università degli Studi di Torino, Italy
Shu-Hong Yu, University of Science & Technology of China, China
Hongjie Zhang, Changchun Institute of Applied Chemistry, China

Information for Authors

Full details on how to submit material for publication in CrystEngComm are given in the Instructions for Authors (available from <http://www.rsc.org/authors>). Submissions should be made via the journal's homepage: rsc.li/crystengcomm. Submissions: The journal welcomes submissions of manuscripts for publication as Full Papers, Communications and Highlights. Full Papers and Communications should describe original work of high quality and impact on the design and understanding of crystalline materials. We welcome studies that highlight the novel properties or applications (or potential properties/applications) of the materials studied.

Authors may reproduce/republish portions of their published contribution without seeking permission from the Royal Society of Chemistry, provided that any such republication is accompanied by an acknowledgement in the form: (Original Citation)–Reproduced by permission of the Royal Society of Chemistry.

This journal is © The Royal Society of Chemistry 2020.

Apart from fair dealing for the purposes of research or private study for non-commercial purposes, or criticism or review, as permitted under the Copyright, Designs and Patents Act 1988 and the Copyright and Related Rights Regulation 2003, this publication may only be reproduced, stored or transmitted, in any form or by any means, with the prior permission in writing of the Publishers or in the case of reprographic reproduction in accordance with the terms of licences issued by the Copyright Licensing Agency in the UK. US copyright law is applicable to users in the USA.

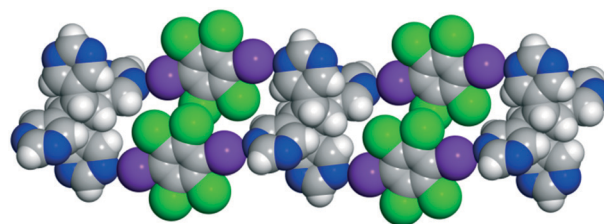
Registered charity number: 207890

COMMUNICATIONS

6780

Application of a tetrapyrimidyl cyclobutane synthesized in the organic solid state: a halogen-bonded supramolecular ladder

Michael A. Sinnwell, Carlos L. Santana, Eric Bosch, Leonard R. MacGillivray* and Ryan H. Groeneman*

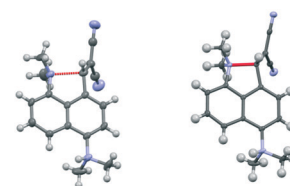
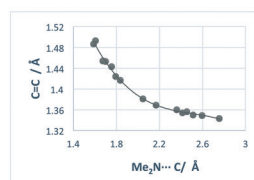


PAPERS

6783

Modelling of an aza-Michael reaction from crystalline naphthalene derivatives containing *peri-peri* interactions: very long N–C bonds?

Jonathan C. Bristow, Isaac Naftalin, Stacey V. A. Cliff, Songjie Yang, Marina Carravetta, Ivo Heinmaa, Raivo Stern and John D. Wallis*



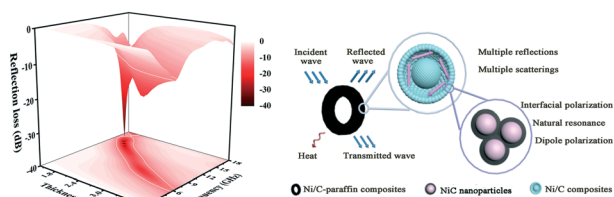
N...C: 2.167 Å, T = 200 K,
C=C: 1.369 Å

N...C: 1.749 Å, T = 100 K,
C=C: 1.431 Å

6796

MOF-derived yolk-shell Ni/C architectures assembled with Ni@C core-shell nanoparticles for lightweight microwave absorbers


Xiaolei Wang,* Qiyao Geng, Guimei Shi, Yajing Zhang and Da Li*



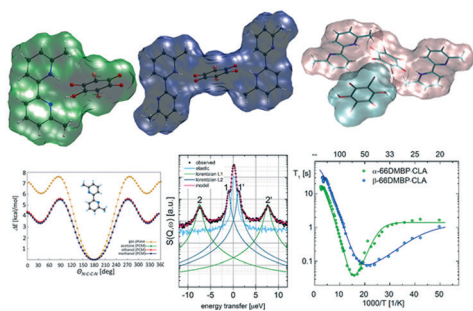
6805

Structural evolution of amorphous calcium sulfate nanoparticles into crystalline gypsum phase

Caiyun Jia, Luchao Wu, Qiaoshan Chen, Peng Ke, James J. De Yoreo and Baohong Guan*



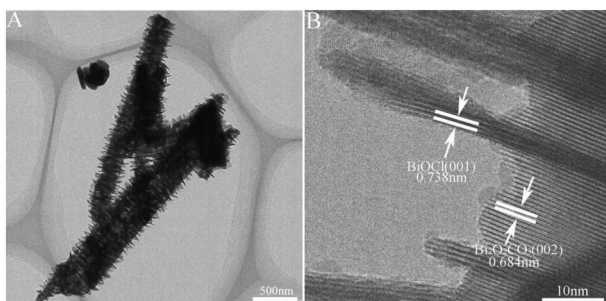
6811



The influence of structure on the methyl group dynamics of polymorphic complexes: 6,6'-dimethyl-2,2'-dipyridyl with halo derivatives of benzoquinone acids

Magdalena Rok,* Marcin Moskwa, Przemysław Dopieralski, Wojciech Medycki, Michaela Zamponi and Grażyna Bator

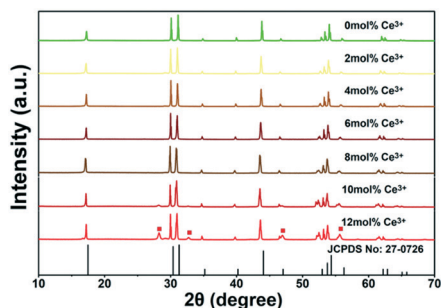
6822



Synthesis of a novel one-dimensional $\text{Bi}_2\text{O}_2\text{CO}_3$ - BiOCl heterostructure and its enhanced photocatalytic activity

Yin Peng,* Qian Zhang and Peng-Fei Kan

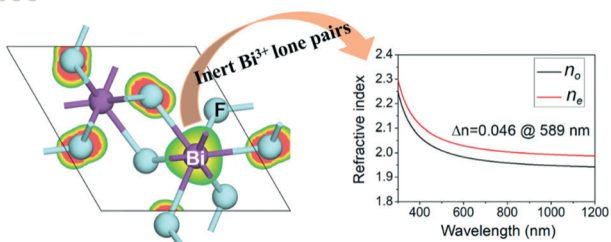
6831



Tunable red-to-green emission ratio and temperature sensing properties of $\text{NaLuF}_4:\text{Ho}^{3+}/\text{Yb}^{3+}$ microcrystals by doping with Ce^{3+} ions

Aihua Zhou,* Feng Song, Feifei Song, Chengguo Min, Xiaobin Ren, Liqun An, Fengying Yuan, Yueting Qin and Xiaoli Gao

6838



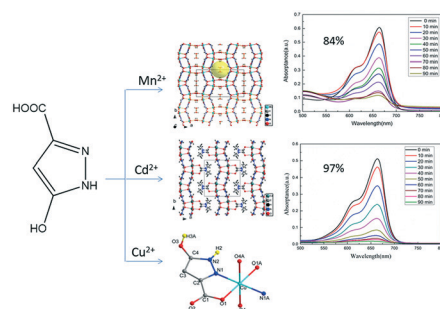
From BiF_3 to $\text{BiF}_3\cdot\text{H}_2\text{O}$: diverse Bi(III) coordination for structural transformation and birefringence regulation

Xian Liu, Can Yang, Qi Wu,* Juan Sun and Fei Liang*

6847

Synthesis, structure and photocatalytic properties of coordination polymers based on pyrazole carboxylic acid ligands

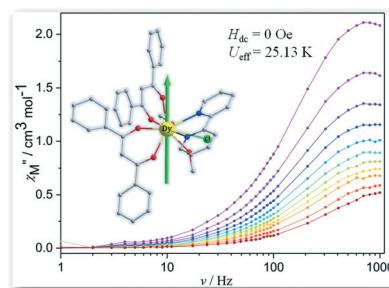
Chen-Lan Lin, Yan-Fei Chen, Li-Juan Qiu, Binglong Zhu, Xin Wang, Shi-Peng Luo, Wenyan Shi,* Ting-Hai Yang* and Wu Lei



6856

Coordination microenvironment perturbed single-ion magnet behavior in a β -diketone Dy(III) complex

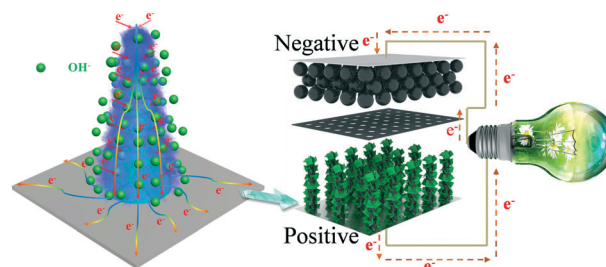
Peipei Cen,* Meilin Wang, Xiufang Ma, Lei Chen, Yi-Quan Zhang,* Yonghong Li, Danian Tian* and Xiangyu Liu*



6864

Designing positive electrodes based on 3D hierarchical CoMn_2O_4 @NiMn-LDH nanoarray composites for high energy and power density supercapacitors

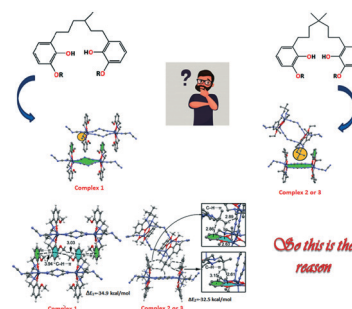
Suci Meng, Yintao Wang, Yuqi Zhang, Qing Xu, Deli Jiang and Min Chen*



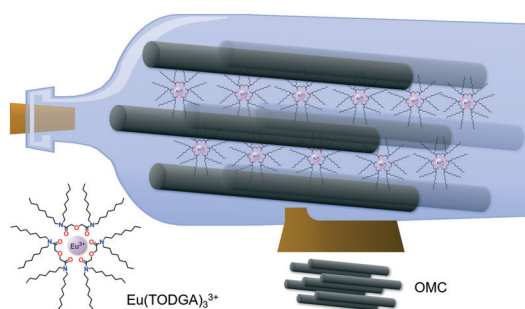
6876

Methylene spacer regulated variation in supramolecular assembly of zinc(II) dicyanamide complexes with reduced Schiff base ligands: synthesis, structure and DFT study

Mainak Karmakar, Antonio Frontera* and Shouvik Chattopadhyay*



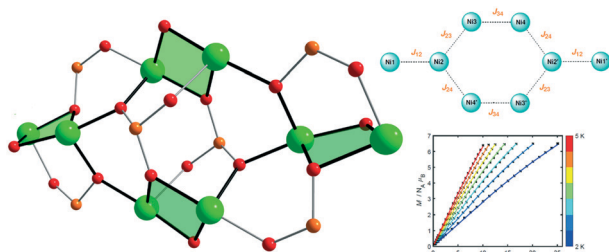
6886



Multiscale investigations of europium(III) complexation with tetra-*n*-octyl diglycolamide confined in porous solid supports

Erin R. Bertelsen, Nolan C. Kovach, Benjamin J. Reinhart, Brian G. Trewyn, Mark R. Antonio and Jenifer C. Shafer*

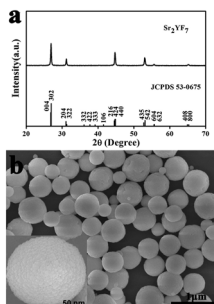
6900



Octanuclear nickel phosphonate core forming extended and molecular structures

Iaroslav Doroshenko, Michael Böhme, Axel Buchholz, Lucie Simonikova, Winfried Plass* and Jiri Pinkas*

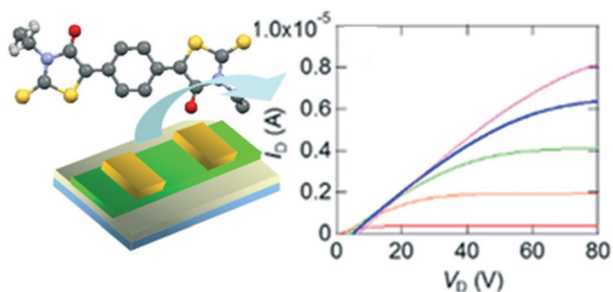
6911



One-step surfactant-free controllable synthesis and tunable up-conversion/down-shifting white light emissions of Sr₂YF₇ crystals doped with Ln³⁺ ions

Dingyi Shen, Yini Mao, Jun Yang, Lu Cao, Juntao Ning and Shanshan Hu*

6920



Structures and transistor properties of extended and unsymmetrical birhodanines

Yuji Sumimoto, Kodai Iijima, Dongho Yoo, Tadashi Kawamoto, Yann Le Gal, Dominique Lorcy and Takehiko Mori*

6927

Two tetranuclear Cd-based metal–organic frameworks for sensitive sensing of TNP/Fe³⁺ in aqueous media and gas adsorption

Ruihong Guo, Lingling Gao, Jinxia Liang, Zhikai Zhang, Jie Zhang, Xiaoyan Niu and Tuoping Hu*



6935

Proton conduction studies on four porous and nonporous coordination polymers with different acidities and water uptake

Houting Liu, Rongyun Li, Jing Lu, Zhiliang Liu,* Suna Wang and Haiquan Tian

